




6' x 6' x 67" High Specifications



Feature and Benefits

Frame and tile system. Interchangeable quick release tiles.

Overhead locking storage / binder bins are "off modular" allowing mounting anywhere along the panel. No special brackets are required.
Magnetic "mount anywhere" tasklight

Above work surface / belt line electrical / data access. All electrical receptacles are installed at the work surface level behind hinged moveable access doors.

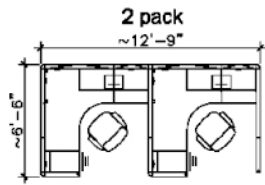
Universal drawer units. Each unit has a recessed bottom that allows for mobile castors or fixed guides (both included). Counter weights are welded into the back to prevent tipping. Finished top and central locking mechanism included.

Drop down kick plates along the floor for "any time" data wiring access

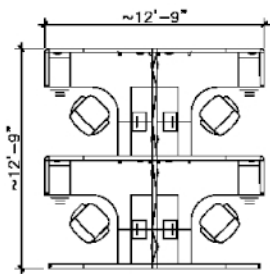
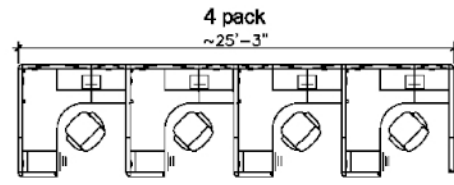
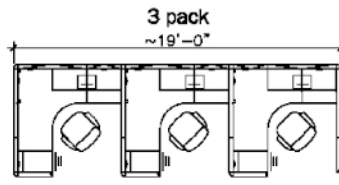
Typicle Application

- 36 square feet of floor space
- Seated & standing privacy (67" High)
- Maximum Privacy
- Low Collaboration / Teaming

Typicle Layouts

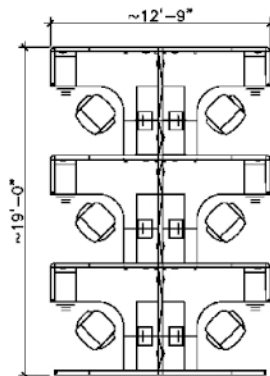


single run cluster

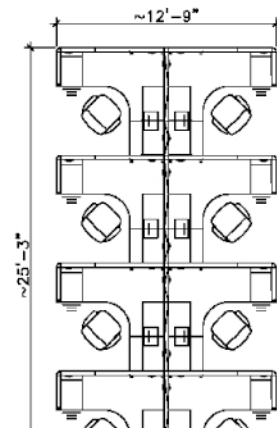


4 pack

double run cluster



6 pack



8 pack

